



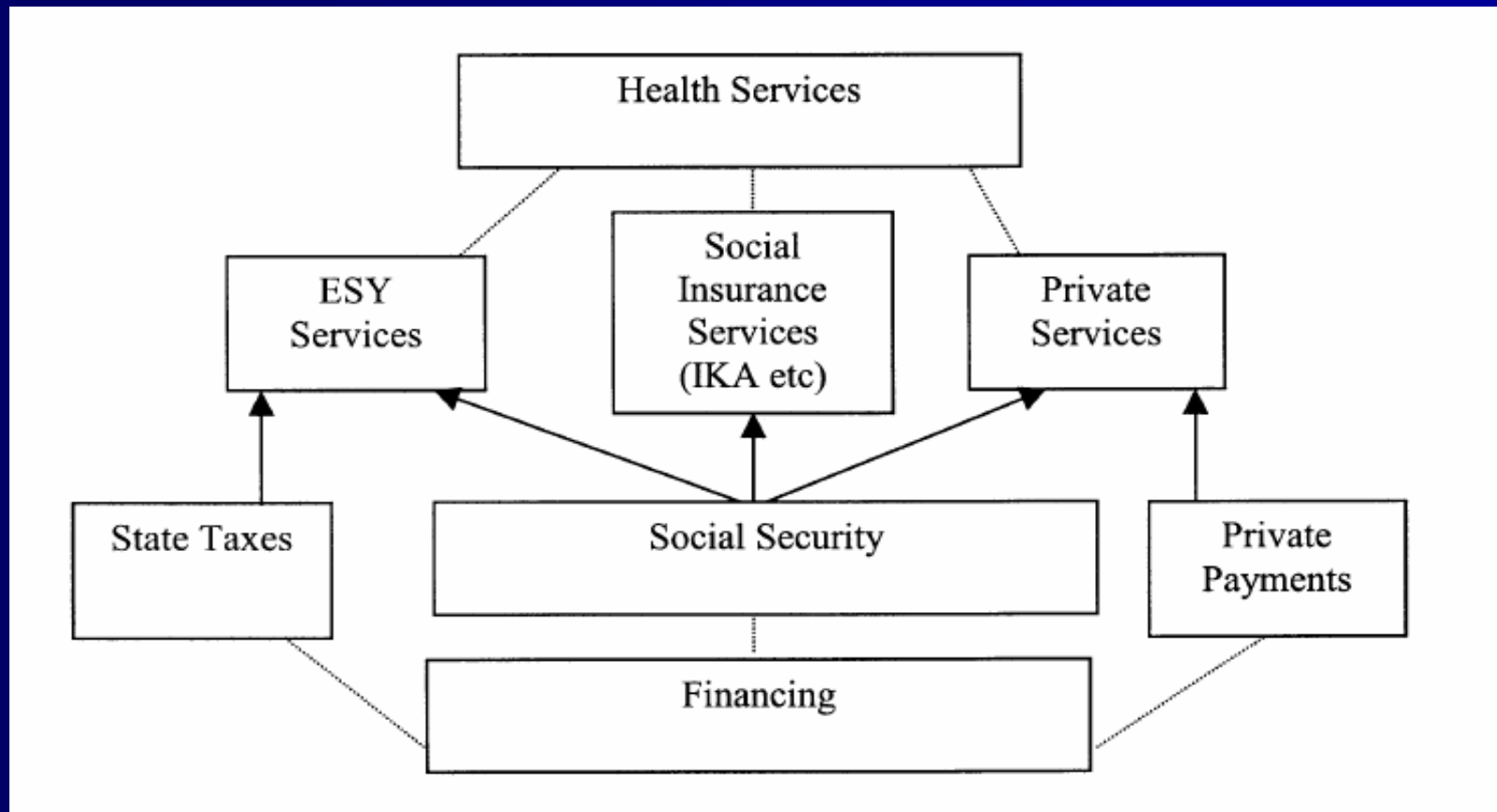
UNIVERSITY OF ATHENS
MEDICAL SCHOOL
DEPARTMENT OF HYGIENE AND EPIDEMIOLOGY
CENTER FOR HEALTH SERVICES RESEARCH

ORGANISATION OF THE HEALTH CARE SYSTEM AND FINANCEMENT IN GREECE

Yannis Tountas MD, MPH, PhD
Associate Professor of Social Medicine
Director

Athens, November 2007

Organization and financing of health services



Primary Health Services in Greece

ESY

- Primary Health Centers
- Medical Dispensaries
- Hospital's Outpatient Departments

Social Security

- Polyclinics (mainly IKA)
- Contracted private physicians

Local Authority

- Polyclinics
- Medical Dispensaries

Private Sector

- Private doctors
- Diagnostic centers
- Private hospital's outpatient departments

Hospital infrastructure in Greece (2004)

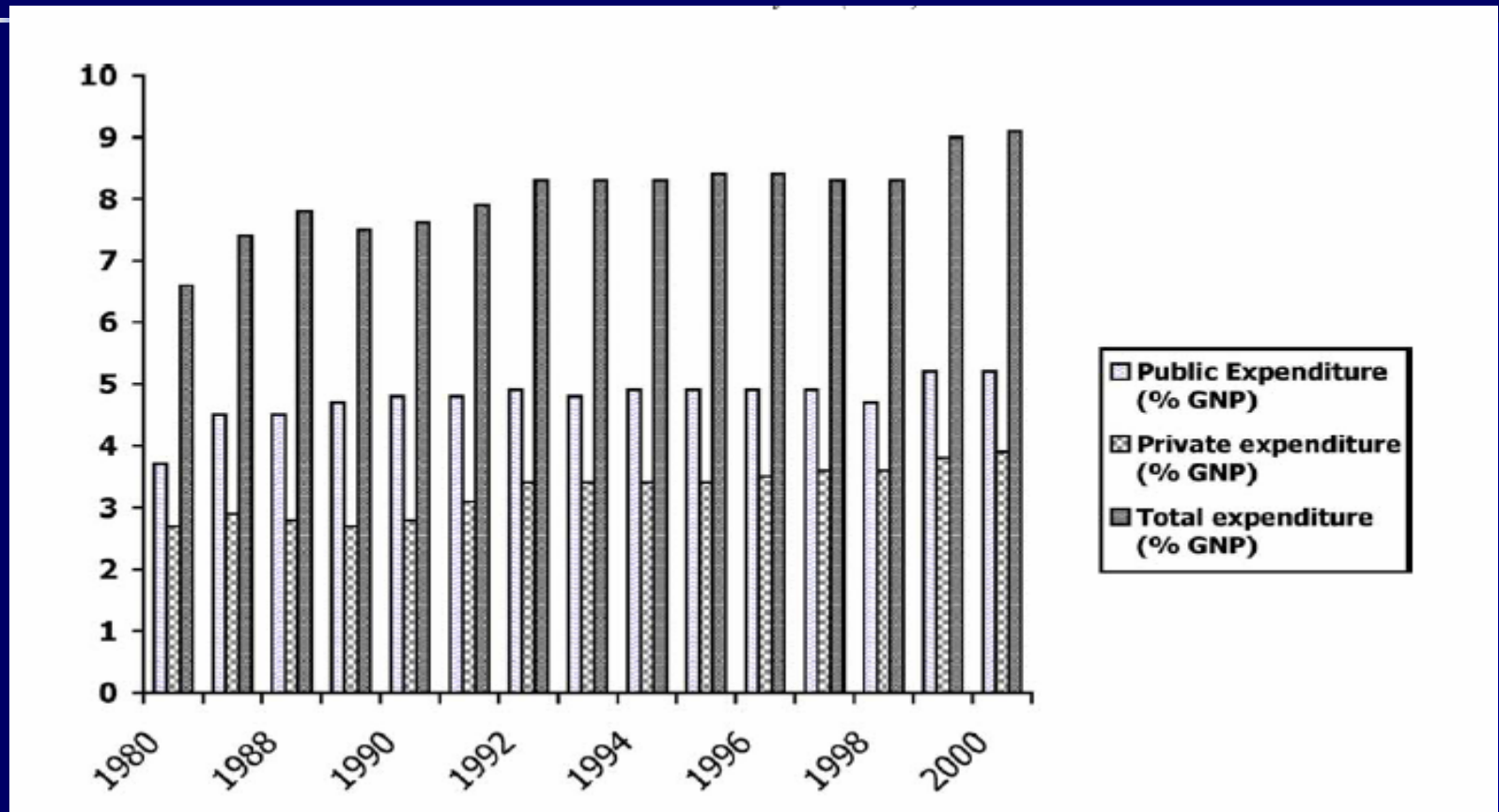
	PUBLIC	PRIVATE	NON-PROFIT	TOTAL
Number of hospitals	141	172	6	319
Number of beds	35.805 (69%)	14.515 (28%)	1.548 (3%)	51.871

Health expenditure in Greece as a percentage of GNP (1960-2005)

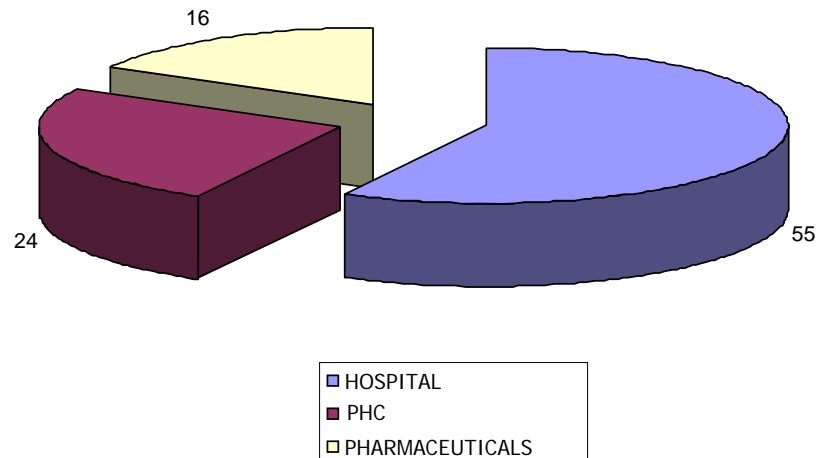
	1960	1970	1980	1990	2000	2005
Total health expenditure in OECD	4,0	5,3	6,7	7,5	8,0	8,9
Total health expenditure in Greece	3,3	5,1	6,1	7,5	9,1	10,1
Public health expenditure in Greece	1,9	2,6	3,4	4,4	5,2	5,3
Private health expenditure in Greece	1,4	2,5	2,7	3,1	3,9	4,8

Soulis (1998), Souliotis (2000), OECD (2006)

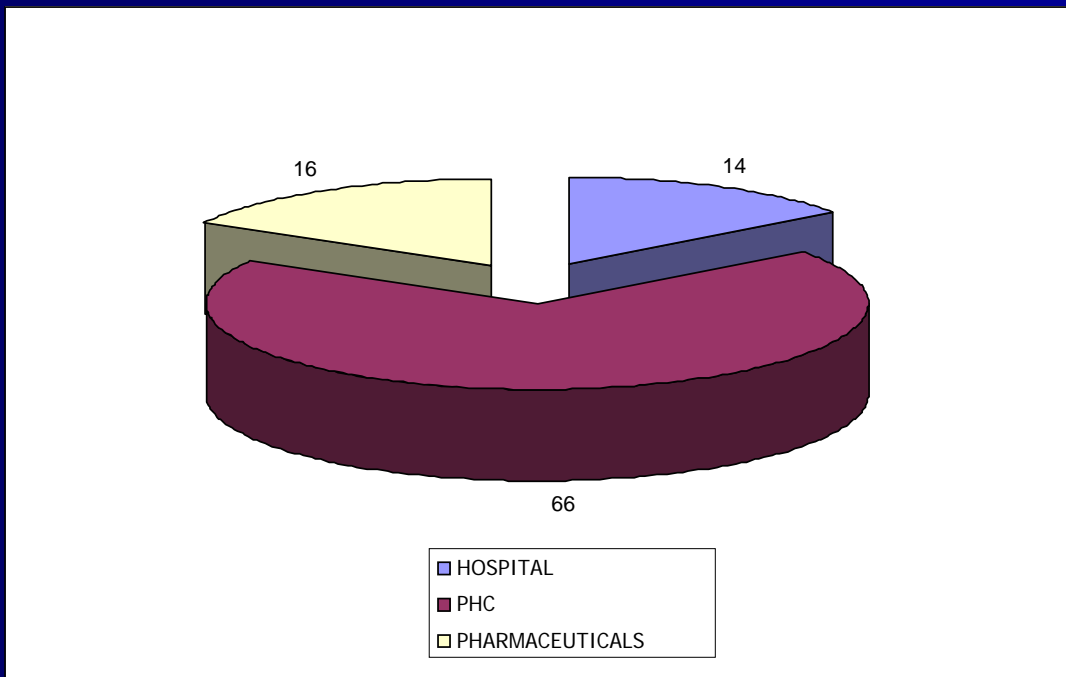
Public and private expenditure in Greece (1980-2000)



Distribution of public expenditure according to different health sectors (2001)



Distribution of private expenditure according to different health sectors (2001)



Souliotis (2002)

Main problematic issues

- low levels of public expenditure
- inadequate personnel (mainly hospital)
- fragmented administrative framework
- insufficient management
- unorganized Primary Health Care
- lack of prevention
- poorly regulated private sector
- health inequalities